



COLLINS
ROOFING AND SHEET METAL



**“A METAL ROOF FOR
EVERY BUDGET.”**

www.themetalroofco.com

ABOUT US

"I LOVE METAL ROOFING AND I HAVE Poured MY HEART AND COUNTLESS HOURS INTO FIGURING OUT HOW TO PROVIDE MY CUSTOMERS WITH THE FINEST METAL ROOFS AT REASONABLE PRICES"

- *Jeff Collins*

Metal Roof Company, Owner



We are a small family-owned company that does business ethically and responsibly. We love metal roofs because they are better than other roofing options in many ways. We are "all in" on metal and have invested in professional grade tools and equipment to deliver the highest quality roofing systems available today. Because doing it right is the only way we know how to do it. Our metal roofs are beautiful, functional, and perform well in our harsh climate for a lifetime!

BECAUSE THE DETAILS MATTER..

WE HAVE A HAND IN EVERY ASPECT OF YOUR METAL ROOF

We buy your specific roof in a metal coil directly from the supplier, and manufacture the panels.



We make most of the flashings and trims in-house on our folding machine, ensuring percision fit and customization.



1.

2.

3.

We possess the specialized metal roof tools, and jobsite equipment to provide high quality installations.



4.


We do a walk through with you at the end of the job to make sure you are satisfied with your investment.





“THE SCREW”

THE SCREW IS OUR CLASSIC, ENTRY LEVEL METAL ROOF. IT HAS UNSURPASSED PERFORMANCE IN LIGHT GAUGE PANELS. THIS METAL PANEL IS COMBINED WITH THE LONG-LIFE PERFORMANCE OF GALVALUME® STEEL SUBSTRATE AND A FADE AND CHALK RESISTANT KYNAR 500® (PVDF) BASED FLUOROPON® PAINT SYSTEM. IT HAS EXPOSED FASTENERS AND IS ONE OF THE MOST COMMON METAL ROOFING SYSTEMS IN THE WORLD.



- 29 GAUGE METAL
- 3/4" RAISED RIBS EVERY 9"
- EXPOSED FASTENERS TO ATTACH TO THE ROOF
- EXPOSED EDGE RUST INHIBITORS ON EVERY CUT END
- LIMITED 40 YEAR WARRANTY
- LABOR WARRANTY 10 YEARS





THE SCREW COLOR OPTIONS

THE SCREW COMES IN THE FOLLOWING KYNAR 500® COLOR OPTIONS ALL WITH GALVALUME® SUBSTRATES TO PROTECT THE METAL FROM CORROSION AND OXIDIZATION.



REGAL WHITE



IVORY



ASH GRAY



MATTE BLACK



TERRATONE



TUDOR BROWN



LIGHT STONE



CLAY



AUTUMN RED



CHARCOAL



EVERGREEN



ROMAN BLUE



REGAL BLUE



SURREY BEIGE



BRANDYWINE



HARTFORD GREEN



BRITE RED



PATRICIAN BRONZE



PATINA GREEN



GALVALUME PLUS

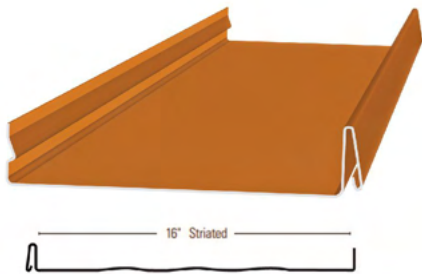
YOUR ROOF IN SCREW

NOTE: ALL COLOR OPTIONS SHOWN ARE AS ACCURATE AS POSSIBLE. PLEASE REFER TO ACTUAL COLOR CHIP SAMPLES BEFORE MAKING YOUR FINAL COLOR SELECTION.




“ THE SNAP”

THE SNAP IS OUR MOST POPULAR ROOFING SYSTEM. IT IS AN AESTHETICALLY PLEASING, SNAP-TOGETHER, STANDING SEAM ROOF PANEL. THE SNAP HAS HIDDEN FASTENERS THROUGHOUT THE MAJORITY OF THE PANEL EXCEPT FOR SOME TRIM WORK. THE EAVE EDGE IS HAND FOLDED OVER THE DRIP EDGE TO PROVIDE A TIGHT SEAL WITH NO NEED FOR CLIPS, THIS PANEL IS EASY TO INSTALL AND IS HIGHLY AFFORDABLE.



- 26 GAUGE STEEL
- 1½” STANDING SEAM
- 16” PANEL WIDTH
- STRIATED FOR EXTRA STRENGTH AND - LIGHT REFRACTION
- HIDDEN FASTENERS TO PREVENT LEAKING
- LIMITED 40 YEAR WARRANTY
- LABOR WARRANTY 20 YEARS





THE SNAP COLOR OPTIONS

THE SNAP COMES IN THE FOLLOWING KYNAR 500® COLOR OPTIONS ALL WITH GALVALUME® SUBSTRATES TO PROTECT THE METAL FROM CORROSION AND OXIDIZATION.



REGAL WHITE



IVORY



ASH GRAY



MATTE BLACK



TERRATONE



TUDOR BROWN



LIGHT STONE



CLAY



AUTUMN RED



CHARCOAL



EVERGREEN



ROMAN BLUE



REGAL BLUE



SURREY BEIGE



BRANDYWINE



HARTFORD GREEN




BRITE RED



PATRICIAN BRONZE



PATINA GREEN



GALVALUME PLUS


YOUR ROOF IN SNAP

NOTE: ALL COLOR OPTIONS SHOWN ARE AS ACCURATE AS POSSIBLE. PLEASE REFER TO ACTUAL COLOR CHIP SAMPLES BEFORE MAKING YOUR FINAL COLOR SELECTION.




“ THE SEAM 26/24 ”

THE SEAM IS OUR STRONGEST, TIGHTEST SEALING, AND TALLEST SEAM HEIGHT OF ANY METAL ROOF SYSTEM WE HAVE. THE SEAM COMES IN TWO DIFFERENT METAL THICKNESSES 26 GAUGE OR THE PREMIUM 24 GAUGE. THE TIGHT SEALING SEAM IS HAND CRIMPED BY OUR INSTALLERS, AND CAN ALSO HAVE SEALANT APPLIED IN THE SEAM BEFORE SEAMING TO ALLOW PANEL TO BE USED ON LOW SLOPE APPLICATIONS. WITH THE ADDITIONAL SEAM HEIGHT THIS PANEL CAN BE INSTALLED ON A SOLID DECK OR CAN SPAN OVER OPEN FRAMING. THE SEAM 26/24 IS QUICKLY BECOMING THE STANDARD BEARER FOR QUALITY IN ALL METAL ROOFING SYSTEMS.



- 26 /24 GAUGE METAL
- 1 ½” MECHANICAL SEAMS
- 16” PANEL WIDTH
- RATED FOR SLOPES AS LOW AS 1/2:12
- STRIATED FOR LIGHT REFRACTION
- HIDDEN FASTENERS TO PREVENT LEAKING
- LIMITED 40 YEAR WARRANTY
- LABOR WARRANTY 30 YEARS



" THE SEAM 26"

" THE SEAM 24"



BOXED RAKE

VS

HEMMED RAKE


YOUR ROOF IN SEAM 26

YOUR ROOF IN SEAM 24




“ THE SHINGLE ”

THE SHINGLE OFFERS TIMELESS BEAUTY, UNMATCHED QUALITY, AND DURABILITY. IT CAN WITHSTAND THE MOST EXTREME WEATHER CONDITIONS, WHILE MAINTAINING ITS ORIGINAL LOOK FOR YEARS TO COME. THE SHINGLE COMES IN TWO DIFFERENT PROFILES TO RESEMBLE A WOOD SHAKE OR A STONE SLATE, WITHOUT THE MAINTENANCE REQUIRED OF THOSE PRODUCTS, AND ALL THE BENEFITS OF A METAL ROOF. THE SHINGLE UTILIZES STATE OF THE ART PAINTING SYSTEMS THAT EITHER MAKE THE SHINGLE APPEAR AGED OR VARIED COLOR TO ADD DIMENSION. THE SHINGLE IS MADE LOCALLY IN HOPKINS, MN BY EDCO PRODUCTS, A LEADER IN AESTHETICALLY PLEASING EXTERIOR BUILDING PRODUCTS.



— 12" Tall x 48" Width — Slate/Shake Definition —

- 28 GAUGE METAL (STAMPED)
- HIDDEN FASTENERS TO PREVENT LEAKING
- SLATE/ SHAKE PROFILE
- PANEL EXPOSURE 12" X 48"
- LIMITED 40 YEAR WARRANTY
- LABOR WARRANTY 30 YEARS



THE SHINGLE COLOR OPTIONS

THE SHINGLE COMES IN THE FOLLOWING KYNAR 500® COLOR OPTIONS ALL WITH GALVALUME® SUBSTRATES TO PROTECT THE METAL FROM CORROSION AND OXIDIZATION.

Arrowline Enhanced Slate



Stone Blend

T-Tone Blend

Classic Red Blend


Charcoal Gray Blend



Royal Brown Blend

Statuary Bronze Blend

Arrowline Enhanced Shake



Hartford Green Blend*

Charcoal Gray Blend*

T-Tone Blend*

Classic Red Blend*



Royal Brown Blend*

Statuary Bronze Blend*

Generations HD Shake



Copper HD

T-Tone HD

Sandtone HD

Royal Brown HD

Pewter HD



Cedar HD

Charcoal Gray HD

Hartford Green HD

Classic Red HD


YOUR ROOF IN SHINGLE

NOTE: ALL COLOR OPTIONS SHOWN ARE AS ACCURATE AS POSSIBLE. PLEASE REFER TO ACTUAL COLOR CHIP SAMPLES BEFORE MAKING YOUR FINAL COLOR SELECTION.




“ THE STONE-COATED ”

IS THAT METAL? WHETHER YOU CHOOSE A PRODUCT TO RESEMBLE A SHAKE, SHINGLE, OR TILE, STONE-COATED STEEL ROOFING HAS THE DEEPEST MOST DIMENSIONAL STAMPING OF ANY PRODUCT WE INSTALL. ANY OF THESE PRODUCTS WILL GREATLY ENHANCE THE CURB APPEAL AND VALUE OF ANY HOME WHILE PROVIDING DURABILITY, PERFORMANCE, AND PROTECTION THAT WILL LAST. EACH COLOR CHOICE IS A MIXTURE OF THREE DIFFERENT COLORED GRANULES TO ADD DIMENSION AND AGE THAT HAVE BEEN ADHERED TO 26 GAUGE GALVALUME STEEL. IT MAY NOT LOOK LIKE METAL, BUT HAS ALL THE BENEFITS OF METAL ROOFING - BECAUSE IT IS!



- SHINGLE/ SHAKE/ TILE PROFILES
- 26 GAUGE METAL (STAMPED)
- PANEL EXPOSURE 12”-14.5” X 48”
- FEATURES ABOVE-SHEATHING-VENTILATION
- LIMITED 50 YEAR WARRANTY
- LABOR WARRANTY 30 YEARS












THE STONE-COATED COLOR OPTIONS

THE STONE-COATED COMES IN THE FOLLOWING PROFILES AND COLOR SELECTIONS. EACH COLOR IS A MIXTURE OF THREE GRANULE COLORS EMBEDDED IN ADHESIVE ON 26 GAUGE GALVALUME STEEL.





PINE-CREST SHAKE







COTTAGE SHINGLE



PACIFIC TILE



BARREL VAULT *PREMIUM PRODUCT



YOUR ROOF IN STONE-COATED

YOUR ROOF IN BARREL VAULT

YOUR QUESTIONS *Answered*

*"IS IT LOUD
WHEN IT
RAINS?"*

*NOPE, IT'S ONLY 3
DECIBELS LOUDER
THAN AN ARCHITECTURAL
SHINGLE, WHICH
IS IMPERCEPTIBLE TO
THE HUMAN EAR.*

*"HOW LONG
WILL THE ROOF
LAST?"*

*ALL OUR ROOF
SYSTEMS ARE 50+
YEAR SYSTEMS, AND
FEATURE THE MOST
FADE RESISTANT
PAINT. KYNAR 500*



HOW CAN WE SERVE YOU?

THEMETALROOF.CO.COM CALL US (218) 491-0935

*"WILL THE
SNOW SLIDE
OFF?"*

*"HOW DOES IT
HANDLE HAIL?"*

*TYPICALLY,
YES!*

*ALL OF OUR PANELS
ARE CLASS 4 IMPACT
WHICH IS THE HIGHEST
OF IMPACT RAITINGS.*